

UNITED STATES JUDICIAL PANEL
ON
MULTIDISTRICT LITIGATION

CALENDAR YEAR STATISTICS

JANUARY THROUGH DECEMBER

2023



TABLE OF CONTENTS

Calendar Year Summary of JPML Activity (1973 – 2023)

Motions for Centralization Filed (2013 – 2023)

Motions for Centralization Granted and Denied (2013 – 2023)

Motions for Centralization Terminated by Category (2013 – 2023)

Hearing Matters Set and Considered (2013 – 2023)

Distribution of Pending MDLs by Type (As of December 31, 2023)

CALENDAR YEAR SUMMARY OF JPML ACTIVITY

YEAR	HEARINGS	PANEL JUDGE ISSUED ORDERS	MOTIONS FOR CENTRALIZATION FILED	MOTIONS FOR CENTALIZATION GRANTED	ACTIONS IN MOTIONS FOR CENTRALIZATION GRANTED	MOTIONS FOR CENTRALIZATION DENIED, MOOT, OR WITHDRAWN	ACTIONS IN MOTIONS FOR CENTRALIZATION DENIED	ACTIONS TRANSFERRED AS TAG-ALONGS	ACTIONS 1407 REMAND
2023	6	308	29	20	232	12	100	2,079	155
2022	7	317	45	22	223	17	74	2,694	21
2021	6	322	40	19	203	23	160	2,831	58
2020	6	473	53	26	396	29	224	3,114	364
2019	6	453	48	21	168	28	185	6,103	171
2018	6	561	56	28	710	37	302	4,633	151
2017	6	275	59	19	615	33	167	3,025	110
2016	6	301	73	26	375	53	441	2,914	399
2015	6	394	82	33	427	36	315	8,362	1,466
2014	6	393	89	48	495	46	288	6,165	1,102
2013	6	432	91	46	443	36	262	5,623	407
2012	6	345	94	57	697	49	288	6,272	609
2011	6	228	109	55	439	53	494	5,224	520
2010	6	201	87	27	422	42	242	4,277	227

CALENDAR YEAR SUMMARY OF JPML ACTIVITY

YEAR	HEARINGS	PANEL JUDGE ISSUED ORDERS	MOTIONS FOR CENTRALIZATION FILED	MOTIONS FOR CENTALIZATION GRANTED	ACTIONS IN MOTIONS FOR CENTRALIZATION GRANTED	MOTIONS FOR CENTRALIZATION DENIED, MOOT, OR WITHDRAWN	ACTIONS IN MOTIONS FOR CENTRALIZATION DENIED	ACTIONS TRANSFERRED AS TAG-ALONGS	ACTIONS 1407 REMAND
2009	6	279	121	83	748	37	203	5,275	82
2008	6	254	96	85	3,182	23	158	8,210	51
2007	6	258	98	58	619	30	137	6,147	77
2006	6	296	74	54	561	23	90	9,550	165
2005	6	287	80	47	576	31	340	7,907	338
2004	6	302	76	43	384	33	296	11,620	354
2003	6	356	81	55	797	22	115	7,720	455
2002	6	294	68	31	430	33	241	6,428	418
2001	6	199	50	39	1,448	13	48	7,375	103
2000	6	239	62	51	545	15	88	9,056	289
1999	6	211	61	44	379	17	46	10,506	4,417
1998	6	201	54	35	287	15	203	16,658	1,379

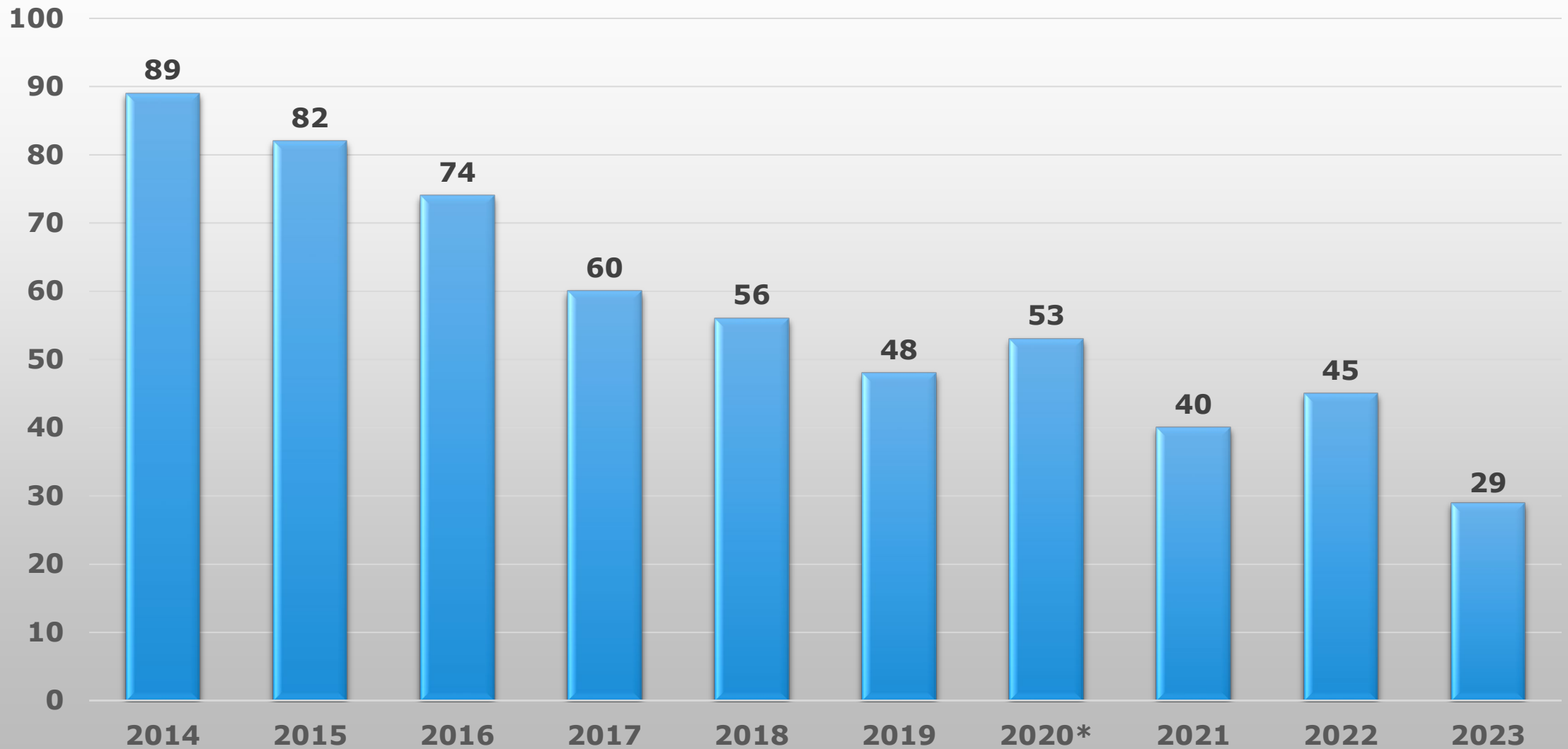
CALENDAR YEAR SUMMARY OF JPML ACTIVITY

YEAR	HEARINGS	PANEL JUDGE ISSUED ORDERS	MOTIONS FOR CENTRALIZATION FILED	MOTIONS FOR CENTALIZATION GRANTED	ACTIONS IN MOTIONS FOR CENTRALIZATION GRANTED	MOTIONS FOR CENTRALIZATION DENIED, MOOT, OR WITHDRAWN	ACTIONS IN MOTIONS FOR CENTRALIZATION DENIED	ACTIONS TRANSFERRED AS TAG-ALONGS	ACTIONS 1407 REMAND
1997	6	228	54	39	320	19	112	10,592	432
1996	6	194	67	40	500	17	178	13,313	64
1995	6	135	46	30	753	16	71	17,216	377
1994	6	169	42	33	699	18	74	10,766	268
1993	6	160	40	25	227	11	66	10,455	192
1992	6	81	51	30	2,149	20	285	7,319	154
1991	6	70	41	26	31,215	15	97	574	30
1990	6	86	46	28	455	16	115	149	70
1989	6	71	29	16	105	13	56	208	44
1988	6	63	47	32	282	17	29	231	34
1987	6	60	31	23	648	11	25	186	17
1986	6	60	41	26	322	17	61	225	1,217

CALENDAR YEAR SUMMARY OF JPML ACTIVITY

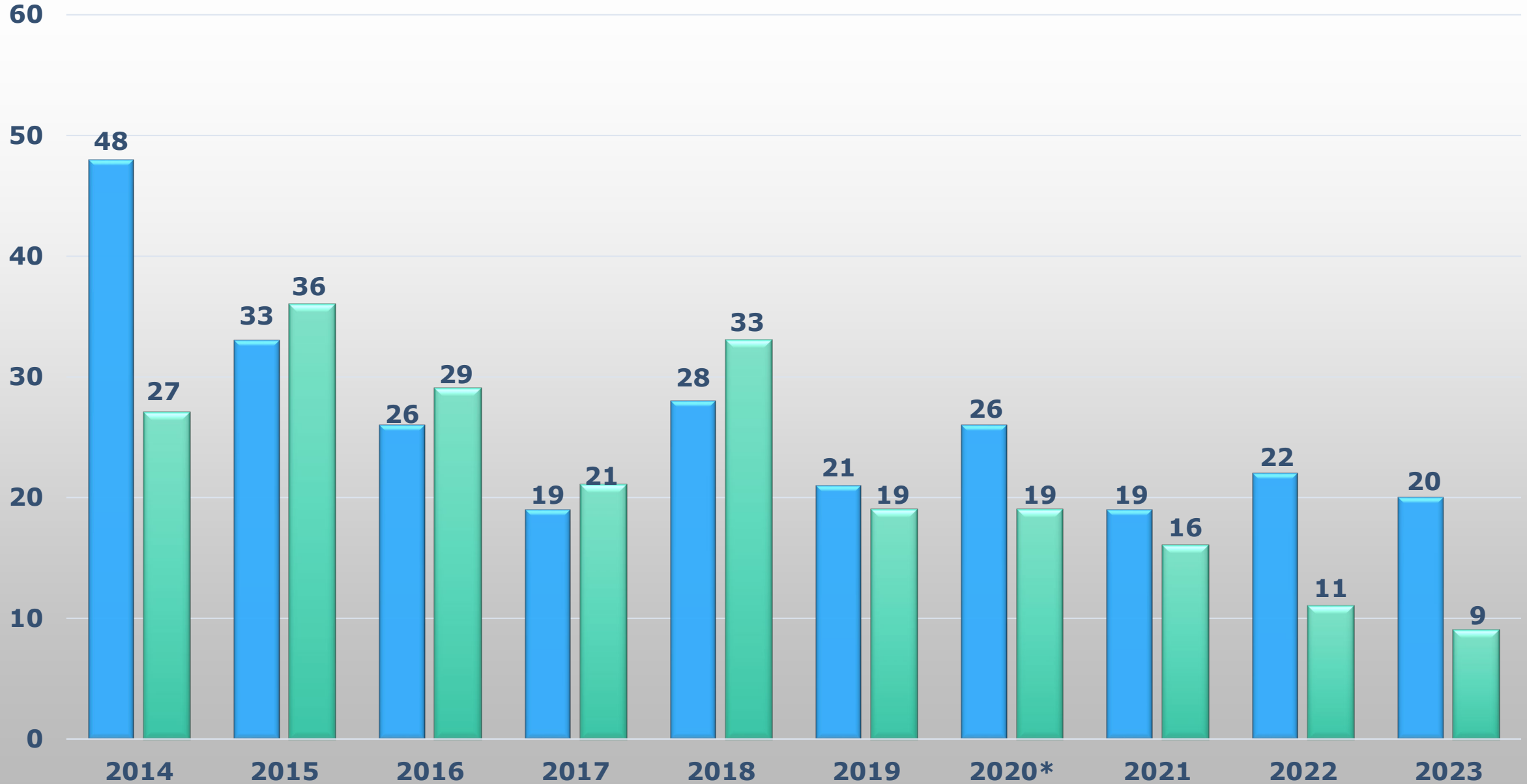
YEAR	HEARINGS	PANEL JUDGE ISSUED ORDERS	MOTIONS FOR CENTRALIZATION FILED	MOTIONS FOR CENTRALIZATION GRANTED	ACTIONS IN MOTIONS FOR CENTRALIZATION GRANTED	MOTIONS FOR CENTRALIZATION DENIED, MOOT, OR WITHDRAWN	ACTIONS IN MOTIONS FOR CENTRALIZATION DENIED	ACTIONS TRANSFERRED AS TAG-ALONGS	ACTIONS 1407 REMAND
1985	6	74	44	27	333	21	1,813	152	354
1984	6	76	46	30	295	22	74	502	149
1983	6	59	46	19	295	18	99	308	189
1982	6	61	40	21	474	26	195	277	1,224
1981	6	87	21	21	450	18	118	458	413
1980	6	68	15	15	191	28	518	1,137	643
1979	6	58	40	27	466	17	114	914	590
1978	6	72	38	22	173	18	65	807	219
1977	6	76	43	29	294	20	163	323	42
1976	6	46	45	29	219	18	75	174	38
1975	6	56	39	31	176	11	26	119	23
1974	6	51	33	24	105	13	112	136	8
1973	6	40	30	25	225	5	16	115	20

MOTIONS FOR CENTRALIZATION FILED



*The Panel issued 5 Show Cause Orders in 2020.

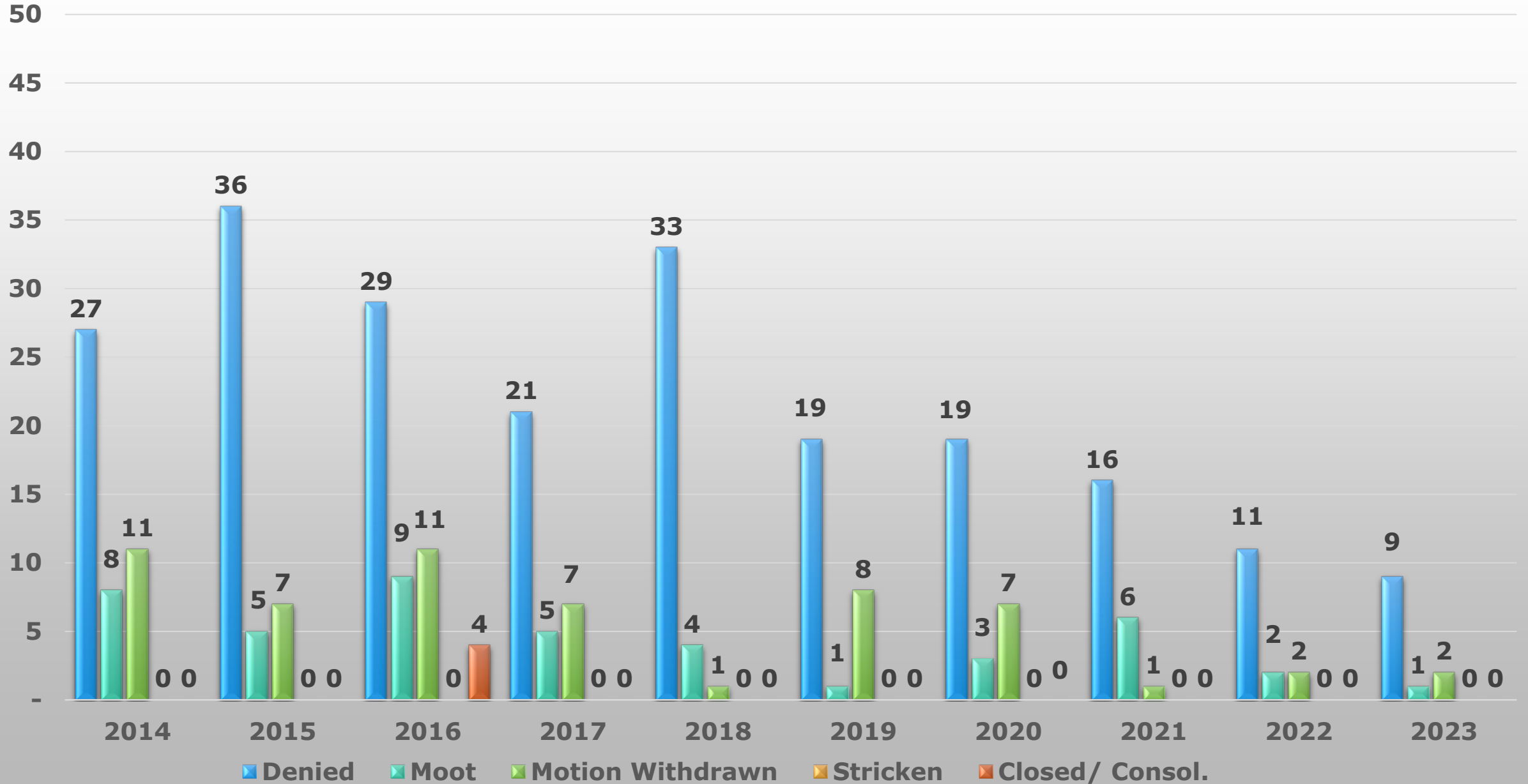
MOTIONS FOR CENTRALIZATION GRANTED AND DENIED



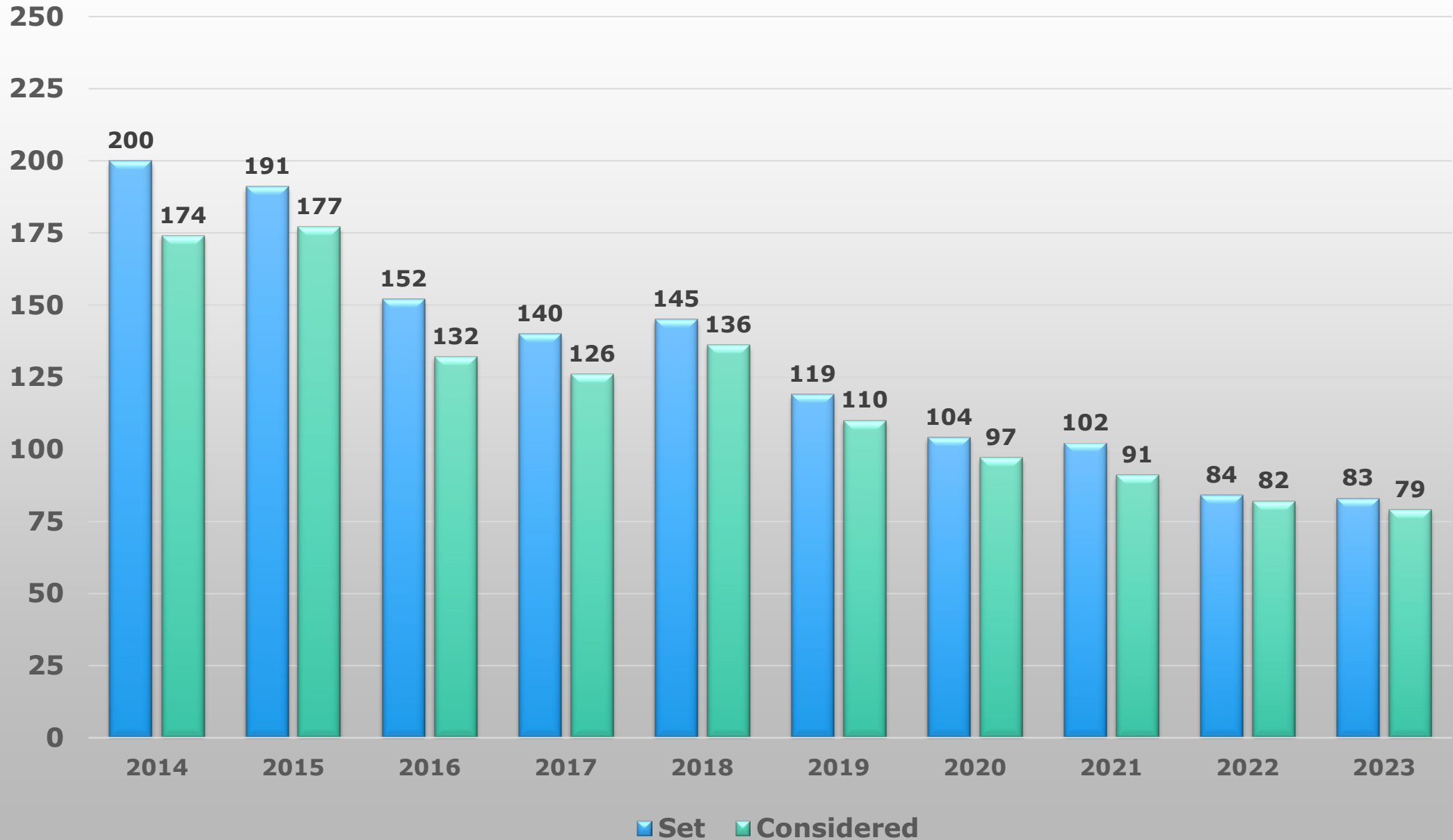
* Includes 1 Show Cause Order granted and 4 denied.

■ Granted ■ Denied

MOTIONS FOR CENTRALIZATION TERMINATED BY CATEGORY



HEARING MATTERS SET AND CONSIDERED



DISTRIBUTION OF PENDING MDLS BY TYPE (167 DOCKETS)

