

CALENDAR YEAR STATISTICS
OF THE
UNITED STATES
JUDICIAL PANEL ON
MULTIDISTRICT LITIGATION



January through December
2013



TABLE OF CONTENTS



Calendar Year Summary of JPML Activity (1973 - 2013)

New Docket Requests Filed By Year (2004 - 2013)

New Docket Requests Granted and Denied By Year (2004 - 2013)

New Docket Requests Denied by Category (1973 - 2013)

Hearing Matters Set and Considered for CY 2013

Hearing Matters Set and Considered By Year (2004 - 2013)

Hearing Matters Set and Considered By Hearing Session (2008 - 2013)

Distribution of Pending MDLs By Type (As of December 31, 2013)

Calendar Year Summary of JPML Activity

DATE	HEARINGS	ORDERS SIGNED BY PANEL JUDGES	NEW DOCKETS FILED	NEW DOCKETS TRANSFERRED	ACTIONS IN DOCKETS TRANSFERRED	DOCKETS NOT TRANSFERRED	ACTIONS IN DOCKETS NOT TRANSFERRED	TRANSFERRED AS TAG-ALONGS	REMANDS
Jan-Dec 2013	6	432	91	46	443	36	262	5,623	407
Jan-Dec 2012	6	345	94	57	697	49	288	6,272	609
Jan-Dec 2011	6	228	109	55	439	53	494	5,224	520
Jan-Dec 2010	6	201	85	35	429	43	268	6,077	287
Jan-Dec 2009	6	279	121	83	748	37	203	5,275	82
Jan-Dec 2008	6	254	96	85	3,182	23	158	8,210	51
Jan-Dec 2007	6	258	98	58	619	30	137	6,147	77
Jan-Dec 2006	6	296	74	54	561	23	90	9,550	165
Jan-Dec 2005	6	287	80	47	576	31	340	7,907	338
Jan-Dec 2004	6	302	76	43	384	33	296	11,620	354
Jan-Dec 2003	6	356	81	55	797	22	115	7,720	455
Jan-Dec 2002	6	294	68	31	430	33	241	6,428	418
Jan-Dec 2001	6	199	50	39	1,448	13	48	7,375	103
Jan-Dec 2000	7	239	62	51	545	15	88	9,056	289
Jan-Dec 1999	6	211	61	44	379	17	46	10,506	4,417
Jan-Dec 1998	6	201	54	35	287	15	203	16,658	1,379
Jan-Dec 1997	6	228	54	39	320	19	112	10,592	432
Jan-Dec 1996	6	194	67	40	500	17	178	13,313	64

Calendar Year Summary of JPML Activity

Page 2

DATE	HEARINGS	ORDERS SIGNED BY PANEL JUDGES	NEW DOCKETS FILED	NEW DOCKETS TRANSFERRED	ACTIONS IN DOCKETS TRANSFERRED	DOCKETS NOT TRANSFERRED	ACTIONS IN DOCKETS NOT TRANSFERRED	TRANSFERRED AS TAG-ALONGS	REMANDS
Jan-Dec 1995	6	135	46	30	753	16	71	17,216	377
Jan-Dec 1994	6	169	42	33	699	18	74	10,766	268
Jan-Dec 1993	6	160	40	25	227	11	66	10,455	192
Jan-Dec 1992	6	81	51	30	2,149	20	285	7,319	154
Jan-Dec 1991	6	70	41	26	31,215	15	97	574	30
Jan-Dec 1990	6	86	46	28	455	16	115	149	70
Jan-Dec 1989	6	71	29	16	105	13	56	208	44
Jan-Dec 1988	6	63	47	32	282	17	29	231	34
Jan-Dec 1987	6	60	31	23	648	11	25	186	17
Jan-Dec 1986	6	60	41	26	322	17	61	225	1,217
Jan-Dec 1985	6	74	44	27	333	21	1,813	152	354
Jan-Dec 1984	6	76	46	30	295	22	74	502	149
Jan-Dec 1983	4	59	46	19	295	18	99	308	189
Jan-Dec 1982	4	61	40	21	474	26	195	277	1,224
Jan-Dec 1981	5	87	21	21	450	18	118	458	413
Jan-Dec 1980	7	68	15	15	191	28	518	1,137	643
Jan-Dec 1979	7	58	40	27	466	17	114	914	590

Calendar Year Summary of JPML Activity

Page 3

DATE	HEARINGS	ORDERS SIGNED BY PANEL JUDGES	NEW DOCKETS FILED	NEW DOCKETS TRANSFERRED	ACTIONS IN DOCKETS TRANSFERRED	DOCKETS NOT TRANSFERRED	ACTIONS IN DOCKETS NOT TRANSFERRED	TRANSFERRED AS TAG-ALONGS	REMANDS
Jan-Dec 1978	8	72	38	22	173	18	65	807	219
Jan-Dec 1977	7	76	43	29	294	20	163	323	42
Jan-Dec 1976	9	46	45	29	219	18	75	174	38
Jan-Dec 1975	8	56	39	31	176	11	26	119	23
Jan-Dec 1974	7	51	33	24	105	13	112	136	8
Jan-Dec 1973	8	40	30	25	225	5	16	115	20

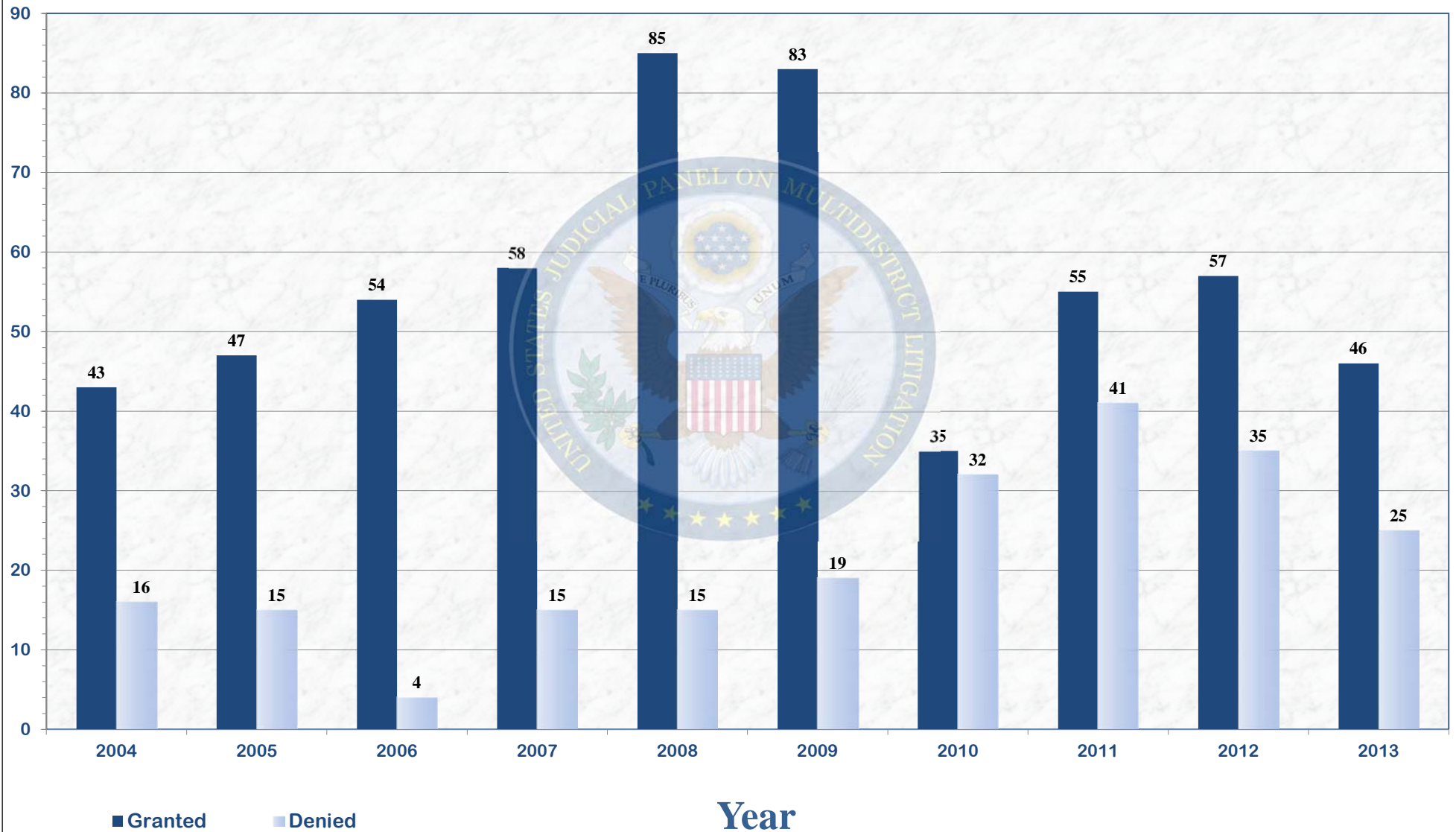
UNITED STATES JUDICIAL PANEL ON MULTIDISTRICT LITIGATION

New Docket Requests Filed By Year



UNITED STATES JUDICIAL PANEL ON MULTIDISTRICT LITIGATION

New Docket Requests Granted and Denied by Year



New Docket Requests Denied By Category (1973-2013)

Year	Denied	Moot	Motion Withdrawn	Admin. Closed	Stricken	Totals
1973	5	-	-	-	-	5
1974	7	4	2	-	-	13
1975	7	4	-	-	-	11
1976	13	3	2	-	-	18
1977	14	1	5	-	-	20
1978	14	3	1	-	-	18
1979	13	3	1	-	-	17
1980	26	1	1	-	-	28
1981	13	1	3	1	-	18
1982	16	7	3	-	-	26
1983	16	2	-	-	-	18
1984	16	2	4	-	-	22
1985	16	4	1	-	-	21
1986	15	1	1	-	-	17
1987	8	1	2	-	-	11
1988	7	1	9	-	-	17
1989	7	3	3	-	-	13
1990	9	2	5	-	-	16
1991	6	4	5	-	-	15
1992	8	3	9	-	-	20
1993	4	4	3	-	-	11
1994	10	5	3	-	-	18
1995	7	5	4	-	-	16
1996	2	9	6	-	-	17
1997	12	3	3	1	-	19
1998	9	2	4	-	-	15
1999	3	11	3	-	-	17
2000	9	5	1	-	-	15
2001	2	5	6	-	1	14
2002	21	7	5	-	-	33
2003	5	9	6	-	1	21
2004	16	11	5	-	1	33
2005	15	8	8	-	-	31
2006	4	9	10	-	-	23
2007	15	8	7	-	-	30
2008	15	1	7	-	-	23
2009	19	9	9	-	-	37
2010	32	9	2	-	-	43
2011	41	7	5	-	-	53
2012	35	9	4	-	1	49
2013	25	7	4	-	-	36
Totals	537	193	162	2	4	898

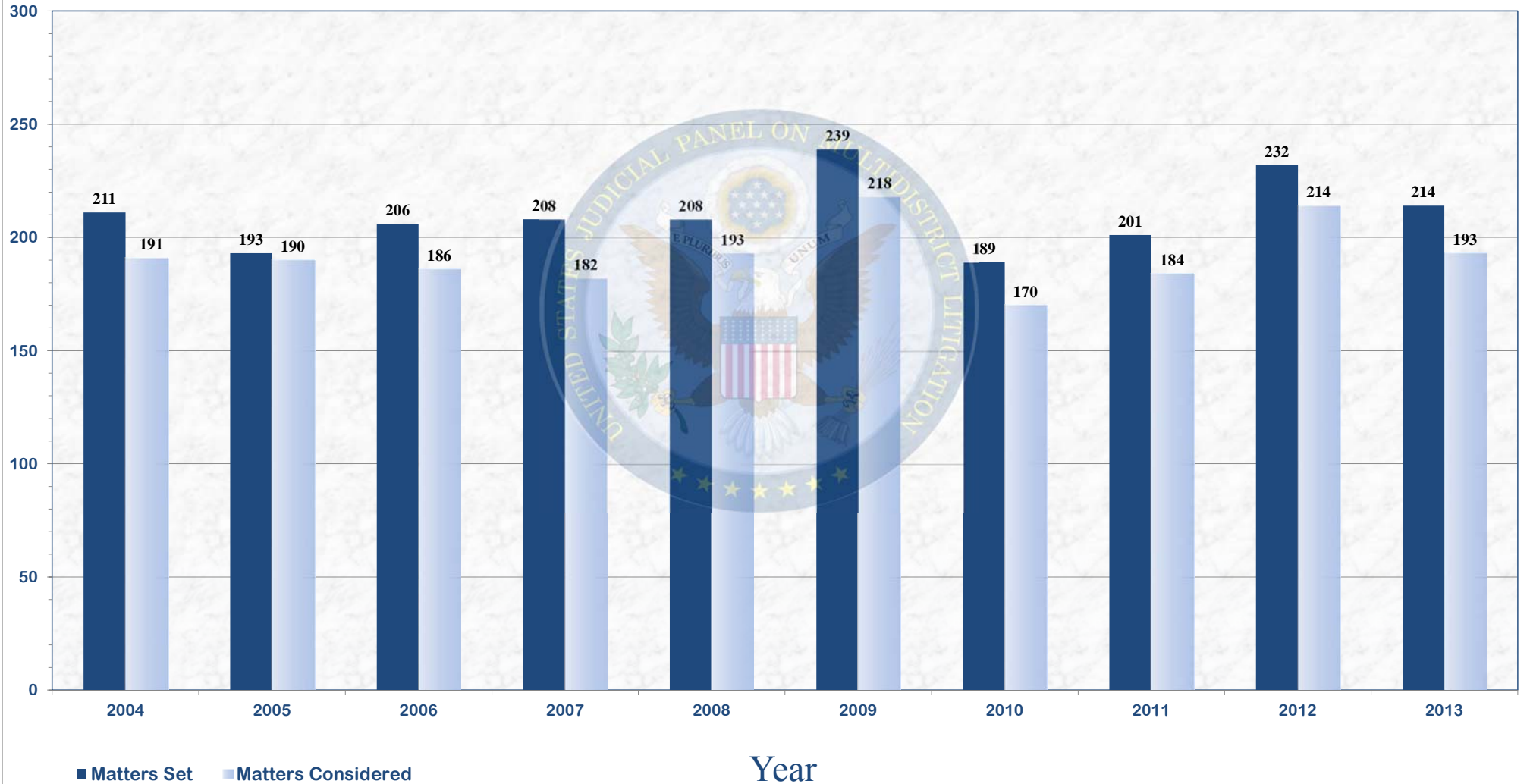


*Hearing Matters Set and Considered
During Calendar Year 2013
by the
United States Judicial Panel
on Multidistrict Litigation*

HEARING DATE	MATTERS SET	MATTERS CONSIDERED
January 2013	29	27
March 2013	32	29
May 2013	36	35
July 2013	40	35
September 2013	35	31
December 2013	42	36
TOTALS	214	193

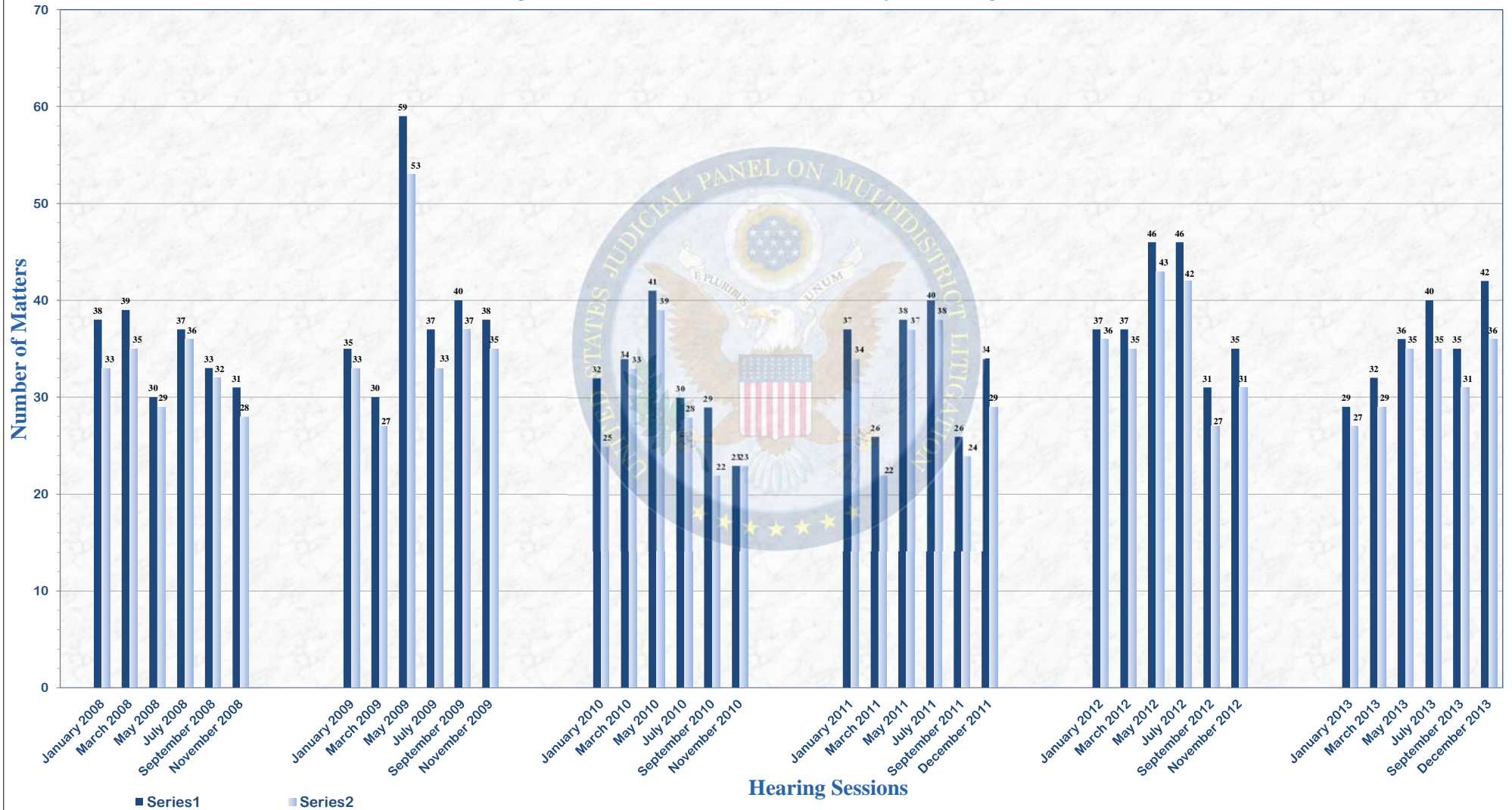
United States Judicial Panel on Multidistrict Litigation

Hearing Matters Set and Considered By Year



United States Judicial Panel on Multidistrict Litigation

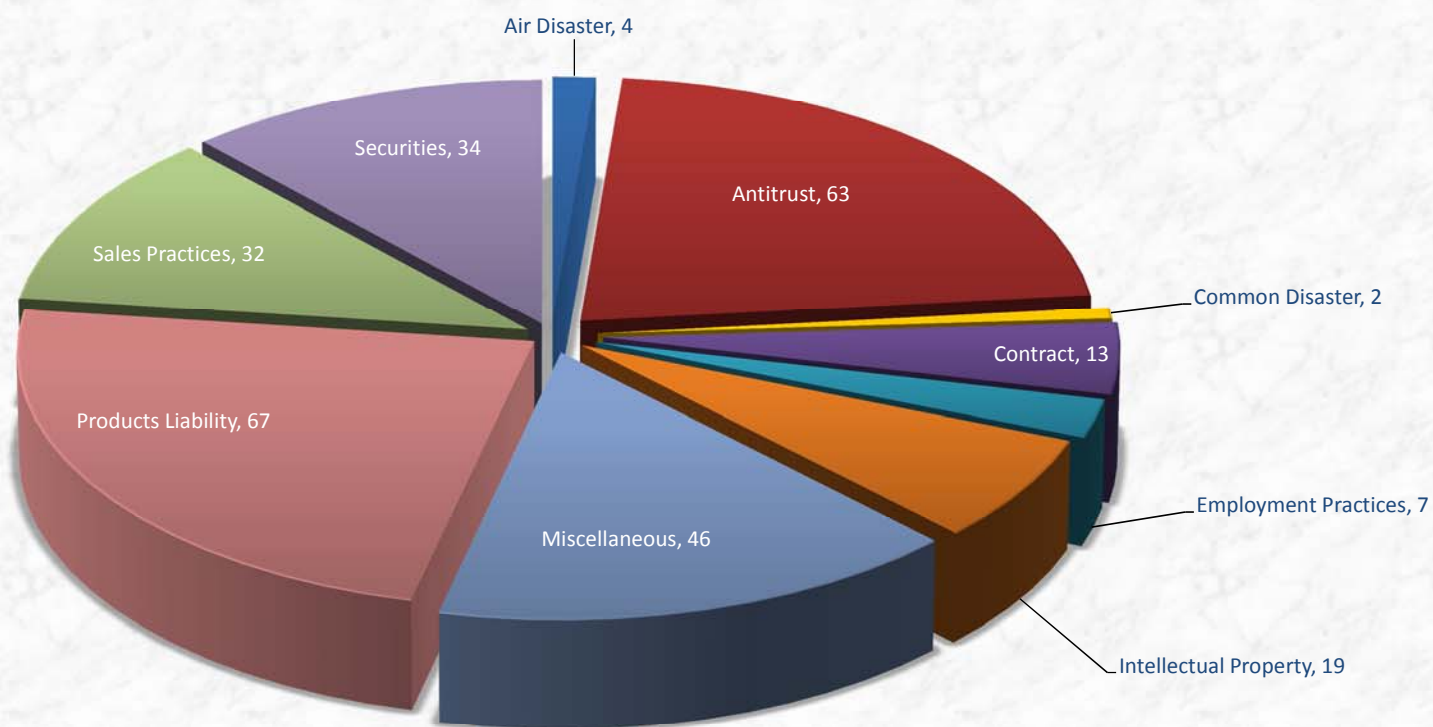
Hearing Matters Set and Considered by Hearing Session



Note: The hearing session for May 2009 was conducted over two days.

UNITED STATES JUDICIAL PANEL ON MULTIDISTRICT LITIGATION

Distribution of Pending MDLs By Type



287 Dockets Pending as of December 31, 2013